

How to Download Digital Signature Certificate(DSC)

When your application is approved by verification officer(checker), you have received a Passcode on registered mobile number and e-mail. Then you have to go on <https://pantesign.com> website, move the cursor on download section to download DSC Utility for download DSC.

Contact Us + (121) 4059065 @ sales@pantesign.com

Login



HOME

CUSTOMER SERVICES

RESOURCES

PRODUCTS

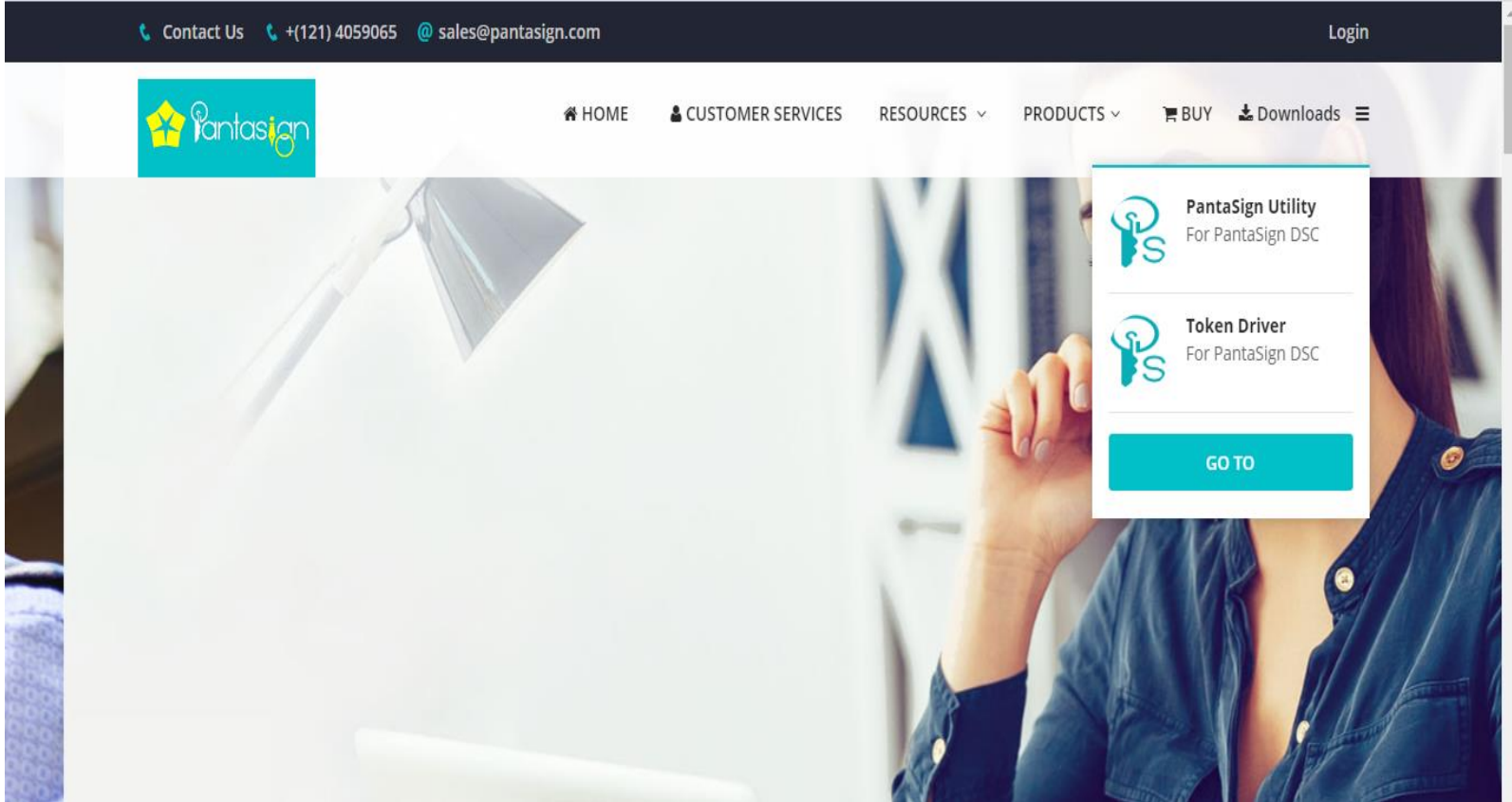
BUY

Downloads

Sign Effortlessly

Digitally sign documents yourself and email the signed copies to others, get documents signed on the spot, or send documents to request signatures.

Now go to on download



Now click on Go TO button.



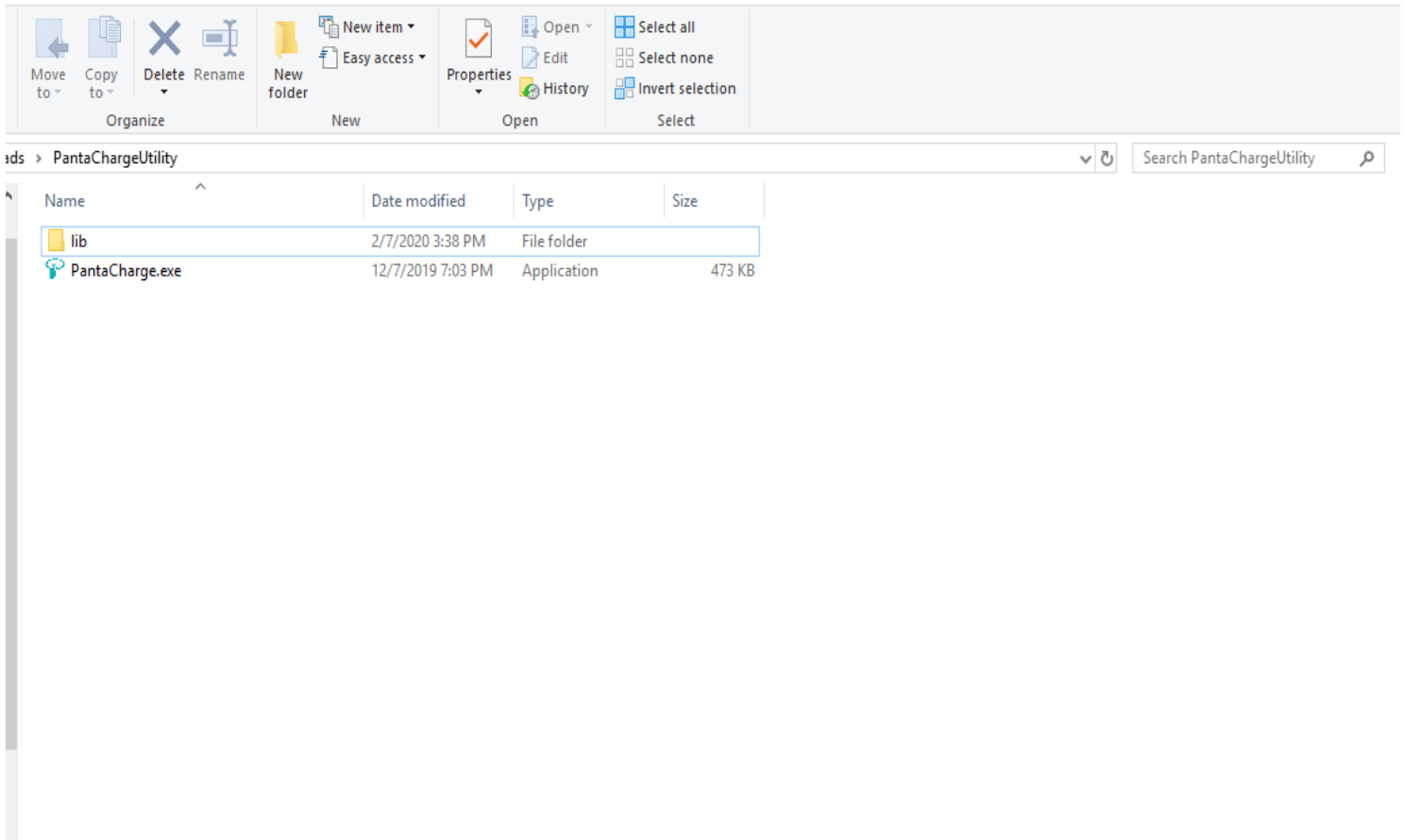
Downloads Utility & Token Drivers

Sr. No.	Filename & Size	Download
1	Download Utility (For Windows) (8.9 MB)	Download
2	Java Runtime Environment (JRE for Windows) (64.9 MB)	Download
3	SafeNet(Aladin) Token Driver (For Windows) (16.1 MB)	Download
4	mToken Token Driver (For Windows) (1.8 MB)	Download

Now Download Utility, click on download.

Now you have to extract your utility.

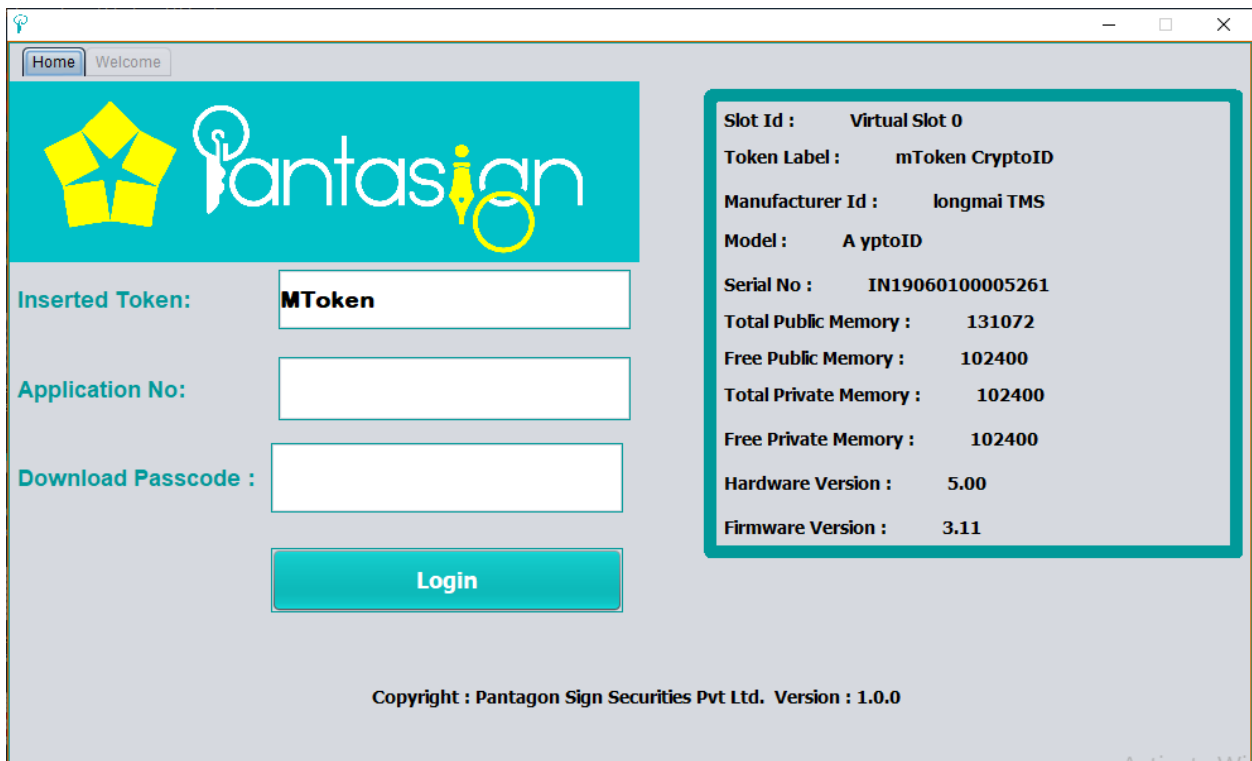
After extracting the utility, a folder named as PantaCharge will be created in your same drive. Open it.



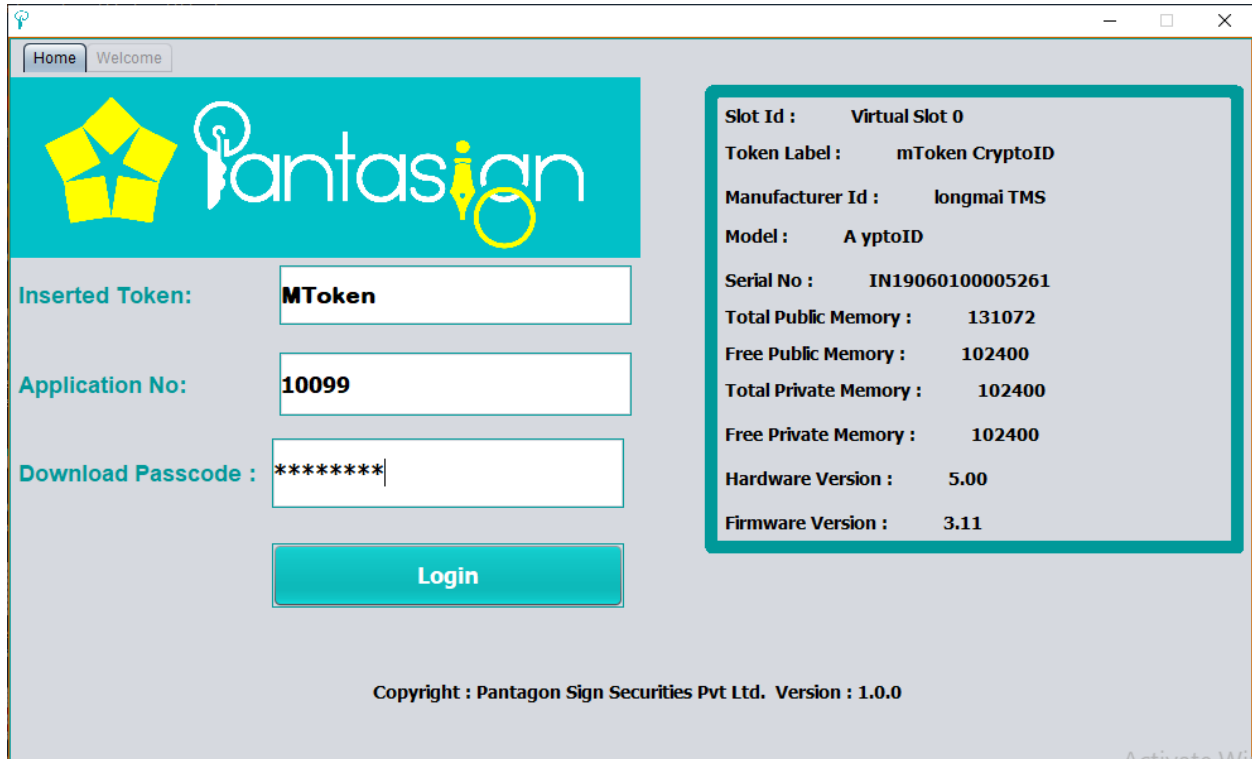
Now open PantaCharge.exe (Noted:- Please insert a token in your system before opening the PantaCharge.exe)



Now click on Get Started Button



Now enter Application No. and Passcode received in your registered mobile No. and e-mail.



The screenshot displays the PantasiSign web application interface. On the left, there is a login form with the following fields:

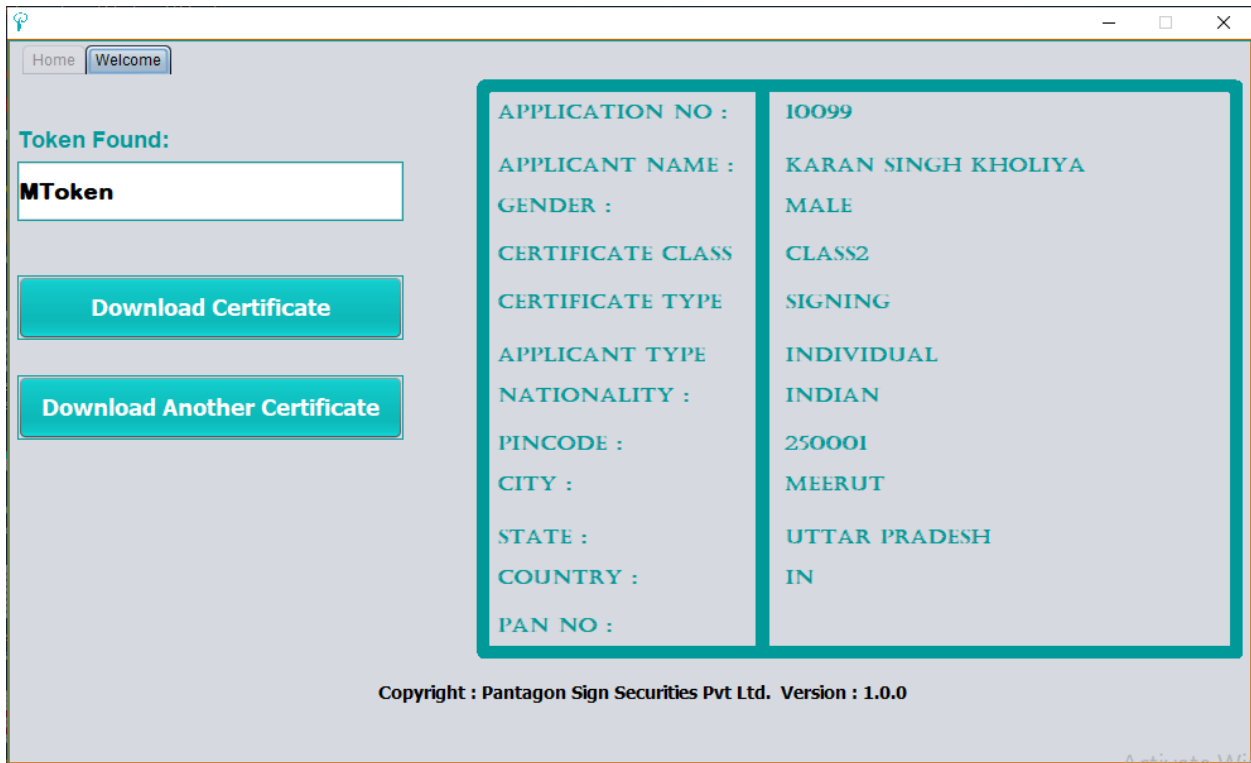
- Inserted Token:** MToken
- Application No.:** 10099
- Download Passcode :** *****

Below the form is a **Login** button. On the right side, there is a panel displaying token information:

Slot Id :	Virtual Slot 0
Token Label :	mToken CryptoID
Manufacturer Id :	longmai TMS
Model :	A yptoID
Serial No :	IN19060100005261
Total Public Memory :	131072
Free Public Memory :	102400
Total Private Memory :	102400
Free Private Memory :	102400
Hardware Version :	5.00
Firmware Version :	3.11

At the bottom of the page, the copyright notice reads: Copyright : Pantagon Sign Securities Pvt Ltd. Version : 1.0.0

Now click on Login Button



Home Welcome

Token Found:

MToken

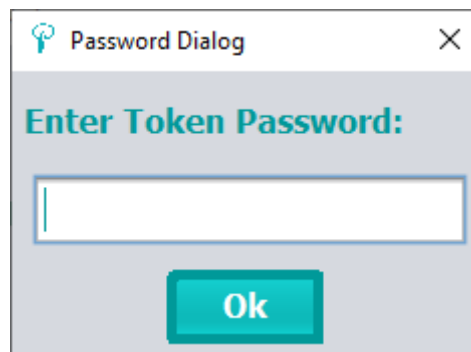
Download Certificate

Download Another Certificate

APPLICATION NO :	10099
APPLICANT NAME :	KARAN SINGH KHOLIYA
GENDER :	MALE
CERTIFICATE CLASS	CLASS2
CERTIFICATE TYPE	SIGNING
APPLICANT TYPE	INDIVIDUAL
NATIONALITY :	INDIAN
PINCODE :	250001
CITY :	MEERUT
STATE :	UTTAR PRADESH
COUNTRY :	IN
PAN NO :	

Copyright : Pantagon Sign Securities Pvt Ltd. Version : 1.0.0

Now click on Download certificate.

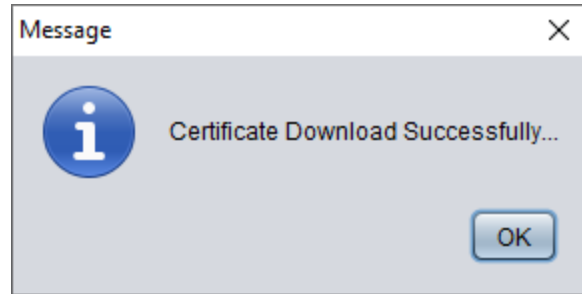


Password Dialog

Enter Token Password:

Ok

Now enter your token Password and click on ok button.



Click on ok Button your Certificate Downloaded Successfully.